




HYDRAULIC GATE OPENERS


Mustang Equipment offers three models of Hydraulic Gate Openers.

- The Model HD Gate Opener is designed to be used with an existing hydraulic system or a remote mounted Mustang Equipment supplied hydraulic power unit. Performance is based on the hydraulic pressure and flow supplied and can be adjusted to suit your needs. Our standard HPU provides 8 GPM @ 1600 psig, generating over 2,000 ft-lbs of power at 16 RPM.
- The Model ACHD Gate Opener utilizes an on-board hydraulic power unit to supply the power for the drive train. Our standard HPU is supplied with a 208-230/460 volt motor, generating 2,050 ft-lbs of power at 8 RPM.
- The Model DCHD Gate Opener utilizes a 24 volt battery system to power the on-board hydraulic power unit. Our standard HPU is supplied with two 12 volt marine type batteries housed in protective battery boxes wired in series, generating 1,600 ft-lbs of power at 8 RPM.



All Mustang Equipment Gate Openers come with the following standard features:

- We are the first in the market to offer a heavy wall aluminum tube frame that provides a strong, light weight, corrosion resistant design. All stainless steel fasteners and a powder coat finish provides you with the highest corrosion resistant design on the market.
- Stable 3 wheel design for easy maneuvering and use. The front two wheels are fixed while the third is a swiveling caster. Extendable stabilizers for high torque situations.
- Pivoting front wheels for traveling capstans. A single lever rotates the front wheels 90 degrees. Front wheels lock in the forward or pivoted position.
- Manually operated drive train lift allows for variations between different gate heights and unloading platforms. Shaft height can be adjusted anywhere between 7 and 20 inches above the ground.
- Hardened steel output shaft provides high strength as well as resistance to fatigue and stress. It is precision machined and easily changed if worn or damaged.
- Flat free solid tires of cushion rubber on high-impact polypropylene wheel centers. These tires are ideal for outdoor use and compliment our corrosion resistant design.



Model HD Approximate Operating Weight = 360 lbs
Options include hydraulically operated drive train lift, different output shaft lengths and Explosion Proof motor and controls (Division 1, Class 2, Groups F & G).

314-270-4000

mustang-equipment.com

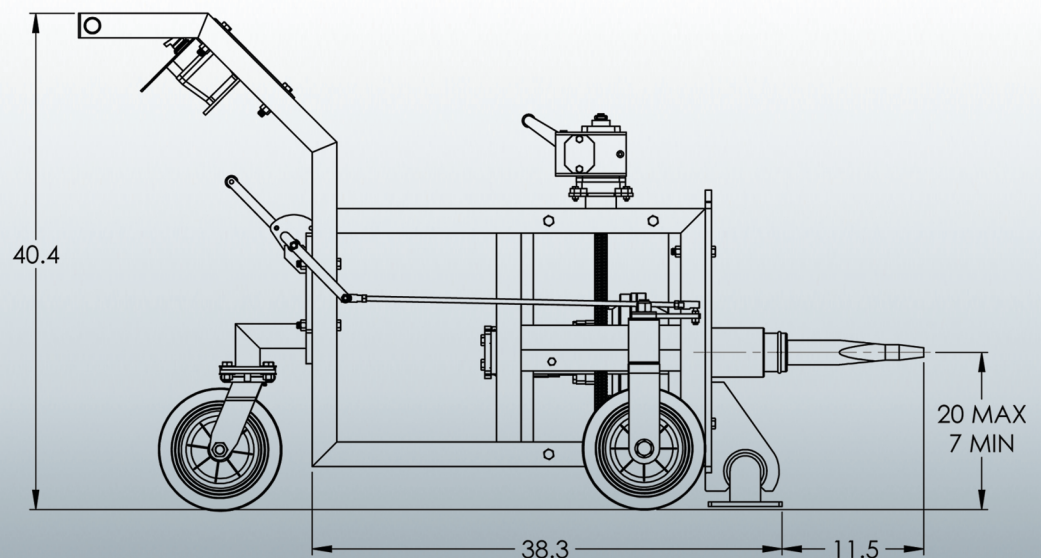
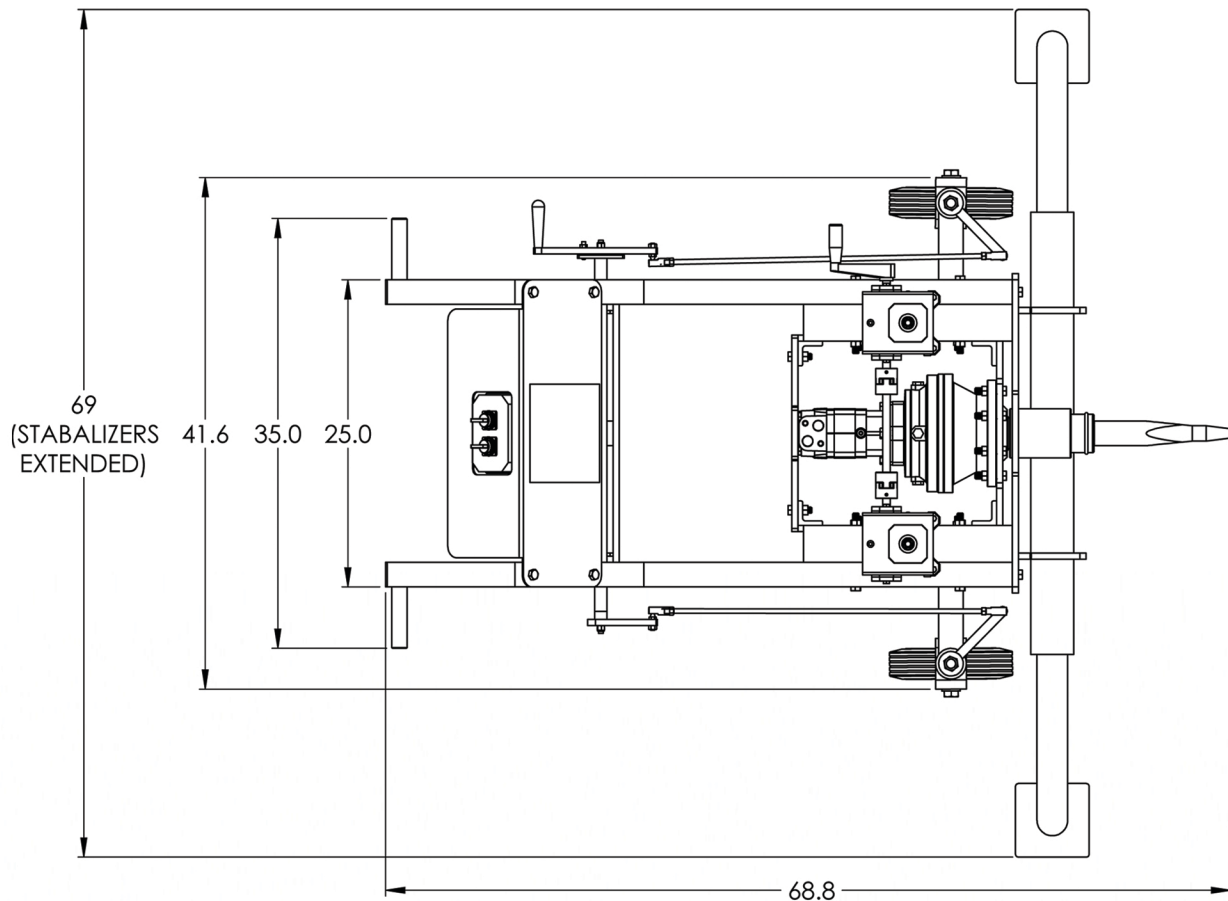
info@mustang-equipment.com



MUSTANG
EQUIPMENT

HYDRAULIC GATE OPENERS

We offer a full line of electric, hydraulic and pneumatic hopper gate openers. Contact us today.



314-270-4000
mustang-equipment.com
info@mustang-equipment.com